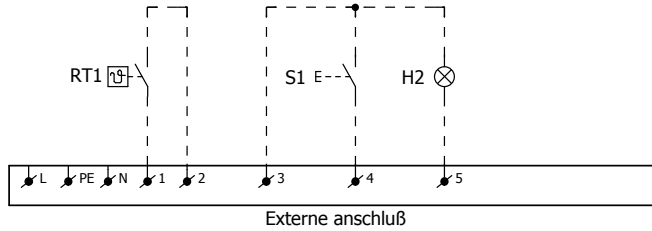
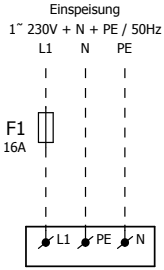
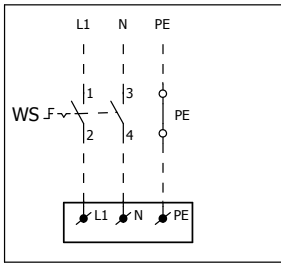
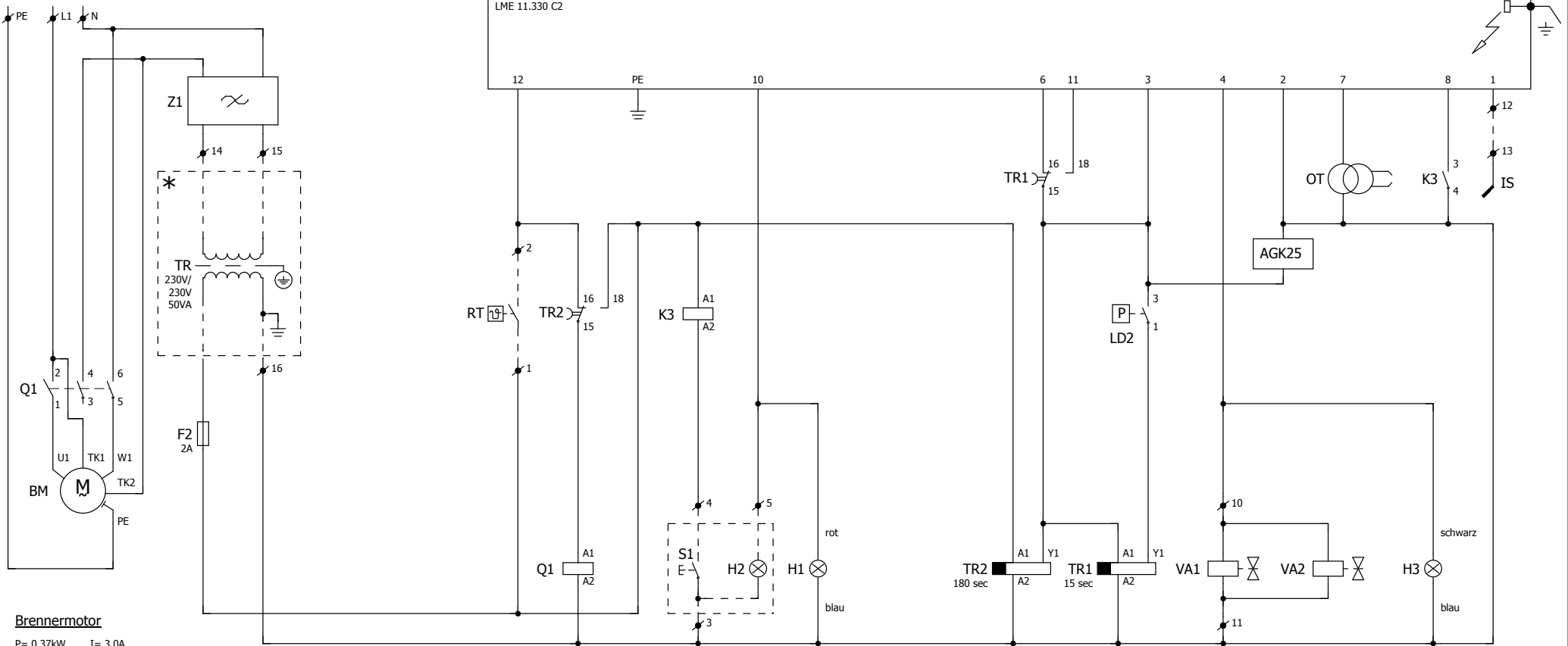


Anschluß mit
Reparaturschalter



- | BM - Brennermotor
- | F1,F2 - Sicherung
- | H1,H2 - Störungslampe
- | H3 - Betrieb
- | IS - Flammenfühler
- | K1,.. - Hilfsrelais
- | LD2 - Luftdruckwächter
- | OT - Zündtransformator
- | Q1 - Motorcontactor
- | RT - Raumthermostat
- | S1 - Resettaste
- | TR - Trennungstransformator
- | TR1,2 - Zeitrelais
- | VA1/VA2 - Gasmagnetventil
- | WS - Reparaturschalter
- | Z1 - Netzfilter



Brennermotor
P= 0.37kW I= 3.0A

* Für geräte mit trennungstransformator

ein/aus

| Schaltplan | | | | Schaltplan Nummer | IL-001000-DE | | |
|------------|------|-------|-----------|-------------------|--------------|---------|------------|
| Get. | S.N. | Datum | 30-9-2010 | Gruppe | IL | Type | Infra-Line |
| Gec. | | Norm | | Art.nr. | 30.03.192 | Version | 1.3 |